


IRIS INSTRUMENTS

SYSCAL Kid

Switch-24

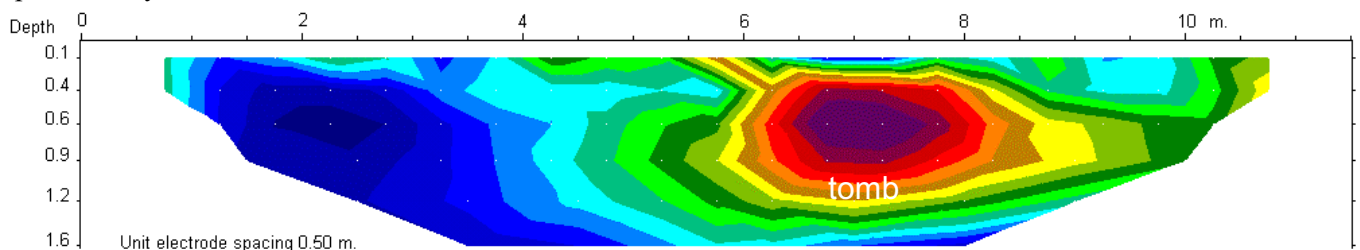
- Automatic ranging
- Built in switch board
- Field proof



SHALLOW RESISTIVITY IMAGING

IRIS Instruments is pleased to introduce the new multinode resistivity imaging option of its subcompact resistivity meter, SYSCAL Kid. Specially designed for shallow resistivity imaging, this version features an internal switching board for 24 electrodes. Two strings of cable with 12 electrode take-out each are connected on the back of the resistivity meter. The system is designed to automatically perform roll-along surveys.

Lightweight, easy-to-use and field proof, the SYSCAL Kid with the Switch-24 option is ideal for archaeological, geological mapping and civil engineering applications. The surveys can be performed very efficiently with one operator only.



Resistive anomaly over an ancient tomb at a Roman site (2D inversion of Wenner data)

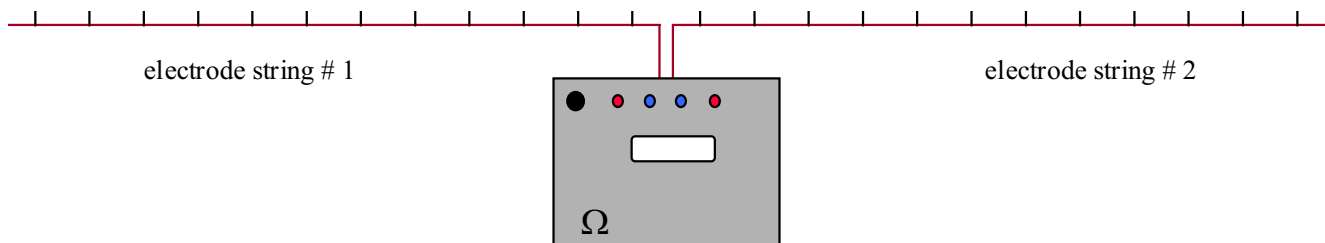
SYSCAL Kid *Switch-24*

MAJOR BENEFITS

- ◆ Attractive output parameters:
 - 200 V maximum voltage,
 - 25 W maximum power,
 - 500 mA maximum current
- ◆ Automatic fixing of the output voltage in relation with the level of the measured signal.
- ◆ Accuracy on resistivity: 1%.
- ◆ Quality control of the measurement through standard deviation and number of stacks.
- ◆ Display of measured voltage, intensity of current, apparent resistivity, and self potential.
- ◆ Serial link for transfer to PC.

ELECTRODE STRING

Made of heavy duty cable, the 12 take-out string cables are available with standard 1 or 3 meters electrode spacings. The 3 meters version is 40 m long and weights 2.5 kg. Other configuration can be made on request.



Supported arrays: pole-pole, pole-dipole, dipole-dipole and Wenner profiling

GENERAL SPECIFICATIONS

specifications subject to change

- LCD display: 4 lines of 20 characters
- Keypad: 6 functions keys
- Operating temperature range: -10 to +50 °C
- Internal rechargeable battery: 12V, 6.5 Ah with autonomy of 3000 readings typical.
- Internal memory for 1400 stations with full readings: self-potential, voltage, current, resistivity
- Dimensions: 23 x 18 x 23 cm
- Weight: 4.8 kg

TRANSMITTER

- Automatic current setting
- Output voltage: up to 200 V
- Output current: up to 500 mA
- Output power: up to 25 W
- Optional external 12V battery input
- Cycle time: 0.5, 1 or 2 s

RECEIVER

- Resistivity computation
- Automatic ranging
- SP compensation including linear drift
- Digital stacking for noise reduction
- Input voltage: protection up to 200 V
range from - 2.5 V to +2.5 V
- Input impedance: 22 M Ω
- Resistivity range: 10⁻³ to 10⁺⁵ Ω .m
- Resistivity precision: 1 % typical



IRIS Instruments - 1 avenue Buffon, B.P. 6007, 45060 Orléans Cedex 2, France
Phone: + 33 (0) 2 38 63 81 00 - Fax: + 33 (0) 2 38 63 81 82 - E-mail: sales@iris-instruments.com
Web site: www.iris-instruments.com